







NAME \_\_\_\_\_





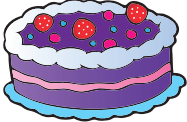















DATE \_\_\_\_\_

## IDENTIFY RHYMING PICTURE

Words that have the same ending sounds are called rhyming words. Circle the picture that rhymes with first picture in each row.

Example:

 <p>Train</p>	 <p>Cat</p>	 <p>Bed</p>	 <p>Rain</p>
--	--	---	---

 <p>Bread</p>	 <p>Shed</p>	 <p>Screw</p>	 <p>Trunk</p>
 <p>Cake</p>	 <p>Smog</p>	 <p>Snake</p>	 <p>Same</p>
 <p>Bike</p>	 <p>Strike</p>	 <p>Fear</p>	 <p>Knight</p>
 <p>Pouch</p>	 <p>School</p>	 <p>Couch</p>	 <p>Shoes</p>
 <p>Suit</p>	 <p>Fruit</p>	 <p>Glow</p>	 <p>Lunch</p>